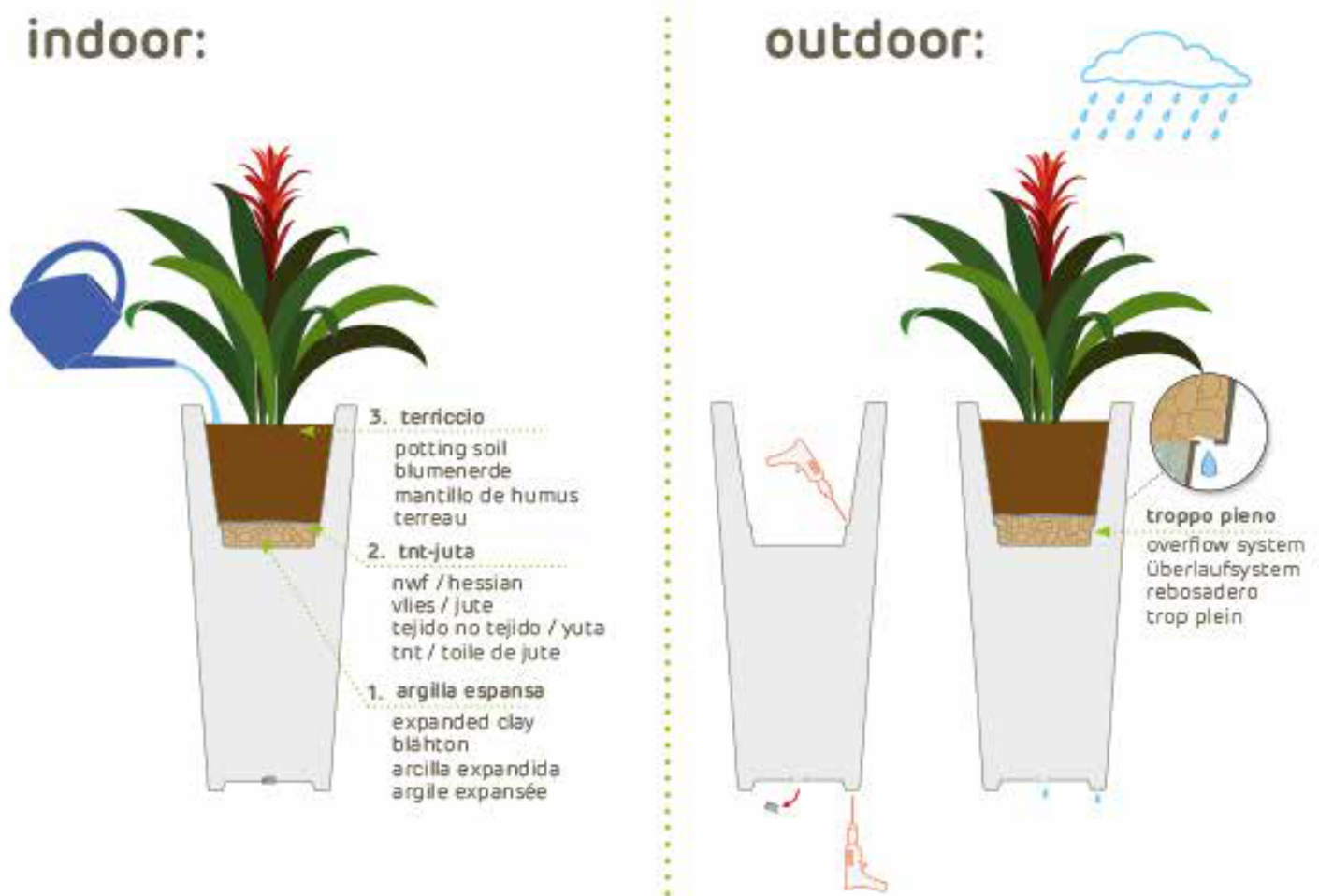


Used as flowerpot INDOOR

Put some expanded clay into the bottom of the pot and add a layer of non-woven fabric or hessian. Cover the expanded clay with 3-5 cm. of potting soil. Remove the plant from its original container and place it inside the pot.

Used as flowerpot OUTDOOR

If the pot is used outdoors, make a hole inside at the point indicated, where indicated, to help emptying the excess of water in case of heavy rain and remove the screw plug, if present, from the bottom. Put some expanded clay into the bottom of the pot and add a layer of hessian. Cover the expanded clay with 3-5 cm. of potting soil. Set the plant down into the pot.



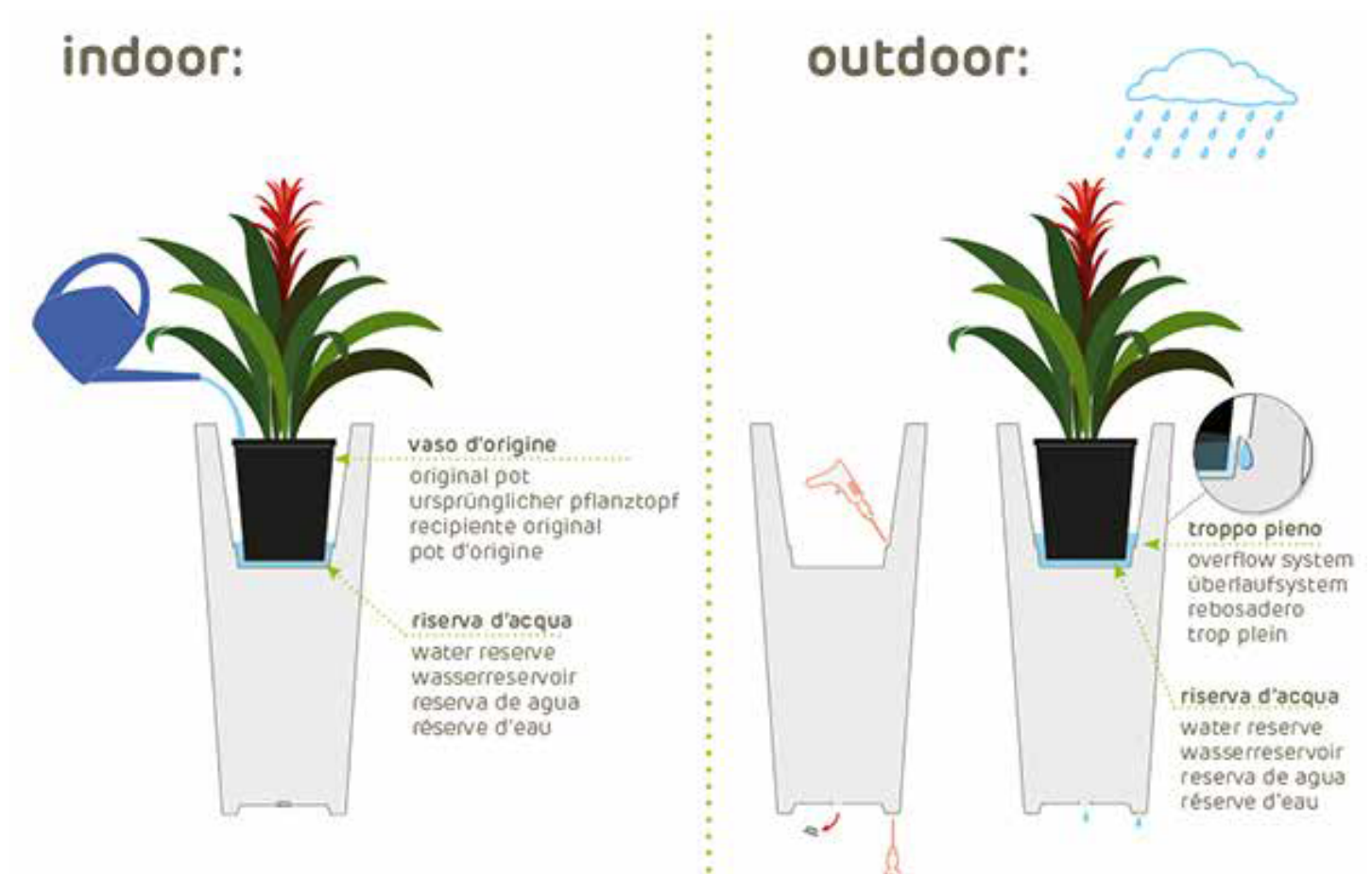
Used as cachepot INDOOR

The pot can be used as a pot cover. Insert directly the plant with its container of origin inside the pot: in this way the pot acts as a saucer and water reservoir.

Used as cachepot OUTDOOR

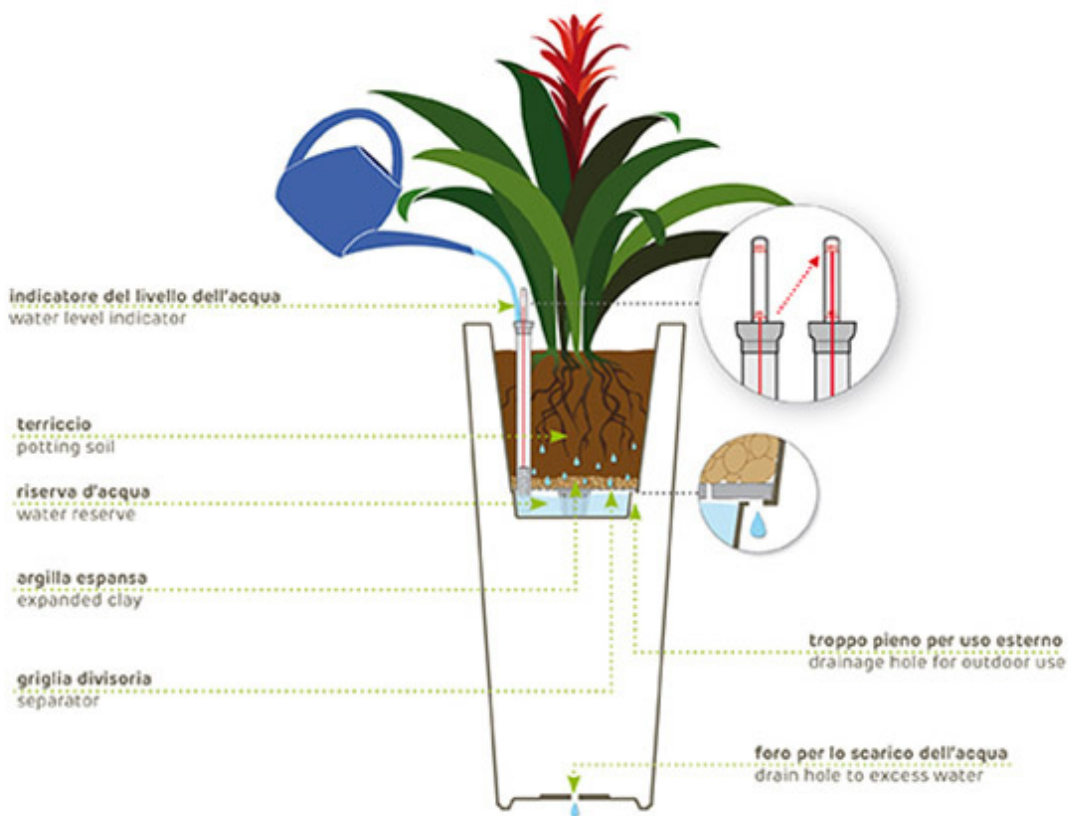
If the pot is used outdoors, make a hole inside at the point indicated, where indicated, and remove the screw plug, if present, from the bottom. The holes will allow excess rainwater to drain away.

Place the plant with its original container inside the pot. It replaces the saucer and acts as a water reserve.



Predisposed for water reserve kit

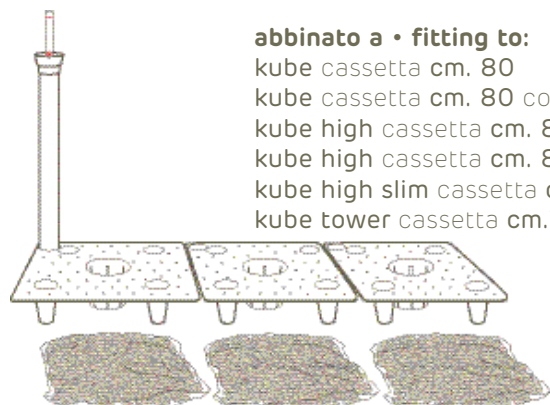
The plants receive an adequate amount of water from the large container underneath thanks to the grid and to the clay that slowly release moisture into the pot, which makes the pot self-sufficient for several days. Check the water level indicator every once in a while.



kit riserva d'acqua cm. 17 x 51

kit riserva d'acqua cm. 17 x 51
water reserve kit cm. 17 x 51

art. A4327



abbinato a • fitting to:

kube cassetta cm. 80
kube cassetta cm. 80 con ruote
kube high cassetta cm. 80
kube high cassetta cm. 80 con ruote
kube high slim cassetta cm. 80
kube tower cassetta cm.70

dettagli • details

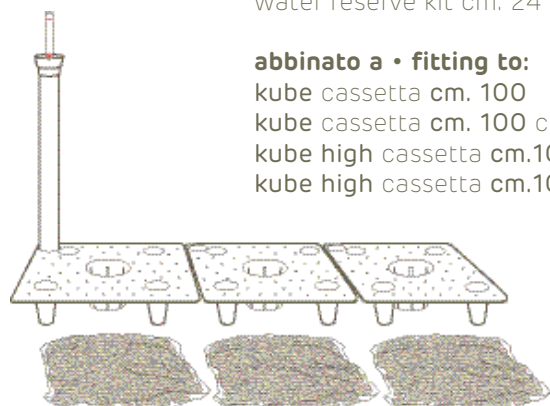
griglia • separator: 3 x cm. 17 x 17
tubo con indicatore livello acqua • supply shaft with water level gauge: h. cm. 33,5
argilla espansa • expanded clay: 3 x lt. 1
capacità riserva acqua • water reserve capacity: lt. 3,6

07 nero black

kit riserva d'acqua cm. 24 x 72

kit riserva d'acqua cm. 24 x 72
water reserve kit cm. 24 x 72

art. A4278



abbinato a • fitting to:

kube cassetta cm. 100
kube cassetta cm. 100 con ruote
kube high cassetta cm.100
kube high cassetta cm.100 con ruote

dettagli • details

griglia • separator: 3 x cm. 24 x 24
tubo con indicatore livello acqua • supply shaft with water level gauge: h. cm. 40
argilla espansa • expanded clay: 3 x lt. 2
capacità riserva acqua • water reserve capacity: lt. 9

07 nero black

Warnings

- The entire range of products can be used indoors or outdoors.
- Do not position the product on an uneven or sloping surface; this will avoid uncontrolled movements.
- Keep the article away from heat sources.
- Products with straight walls made using the rotational moulding system may show some warping that could become more obvious if the pot is exposed to direct sunlight.

Cleaning instructions

- Clean with a wet sponge with water and a neutral cleaner.
- Wipe clean with a damp cloth.
- It is recommended to avoid using solvents.
- In a case very dirty, clean with euro3plast cleaner.

Attention: permanent exposure to sun may change the original colour.